



ಬೃಹತ್ ಬೆಂಗಳೂರು ಮಹಾನಗರ ಪಾಲಿಕೆ
Bruhat Bengaluru Mahanagara Palike









BBMP COVID-19 WAR ROOM 27.07.2023

BBMP / COVID-19 WAR ROOM / BULLETIN – 1221/ 27.07.2023 / #BBMPfightsCOVID19



OVERVIEW OF COVID-19 IN BENGALURU

 CASE TRENDS			ACTIVE CASES <div style="border: 1px solid black; padding: 2px 10px; display: inline-block;">5</div>	 HOSPITALIZATION <div style="border: 1px solid black; padding: 2px 10px; display: inline-block;">1</div>			
<u>Confirmed Cases</u> <div style="font-size: 2em; font-weight: bold;">1</div> 18,86,916 [#]	<u>Recovered Cases</u> <div style="font-size: 2em; font-weight: bold;">2</div> 18,69,910 [#]	<u>Death Cases</u> <div style="font-size: 2em; font-weight: bold;">0</div> 17,001 [#]	<u>ICU – V</u> -	<u>ICU</u> -	<u>HDU</u> -	<u>General</u> 1	
 VACCINATION <div style="border: 1px solid black; padding: 2px 10px; display: inline-block;">14</div> 2,07,01,317 [#]			INCLUDES GOVT. QUOTA AND PRIVATE WALK-IN HOSPITALIZATION				
<u>First Dose</u> <div style="font-size: 2em; font-weight: bold;">2</div> 96,90,011 [#]	<u>Second Dose</u> <div style="font-size: 2em; font-weight: bold;">0</div> 95,11,777 [#]	<u>Precaution Dose</u> <div style="font-size: 2em; font-weight: bold;">12</div> 14,99,529 [#]	 TRIAGING		 ACTIVE CZs		
 TESTING <div style="border: 1px solid black; padding: 2px 10px; display: inline-block;">302</div> 3,24,57,356 [#]			<u>MTU</u> 0	<div style="border: 1px solid black; padding: 2px 10px; display: inline-block;">0</div>			
<u>Positivity :0.36%</u> <small>*FOR LAST 7 DAYS</small>	<u>RAT</u> 87	<u>RTPCR</u> 215	<u>Tele Triage</u> 0	<u>MCZs (< 5 cases)</u> 0			
			<u>Clusters (> 5 cases)</u> 0				

: indicates cumulative numbers till date



ABSTRACT OF COVID-19 SCENARIO IN BENGALURU



	MALE			FEMALE			TRANSGENDER			TOTAL		
	Last 24 Hours	Last 7 Days	Cumulative	Last 24 Hours	Last 7 Days	Cumulative	Last 24 Hours	Last 7 Days	Cumulative	Last 24 Hours	Last 7 Days	Cumulative
Positive Cases	1	3	11,12,025	0	5	7,74,695	0	0	196	1	8	18,86,916
Recovered Cases	0	9	10,99,683	2	7	7,69,097	0	0	187	2	16	18,69,910
Death Cases	0	0	10,770	0	0	6,227	0	0	4	0	0	17,001
Total Tests Done	In Last 24 hrs. : 302			In last 7 days : 2,204			Cumulative : 3,24,57,356					
Vaccine Doses Administered	In Last 24 hrs. : 14			In last 7 days : 48			Cumulative : 2,07,01,317					
ACTIVE CASES									5			

*Covid deaths occurred today : 00 | Covid deaths occurred beyond last 24hrs., reported today : 00

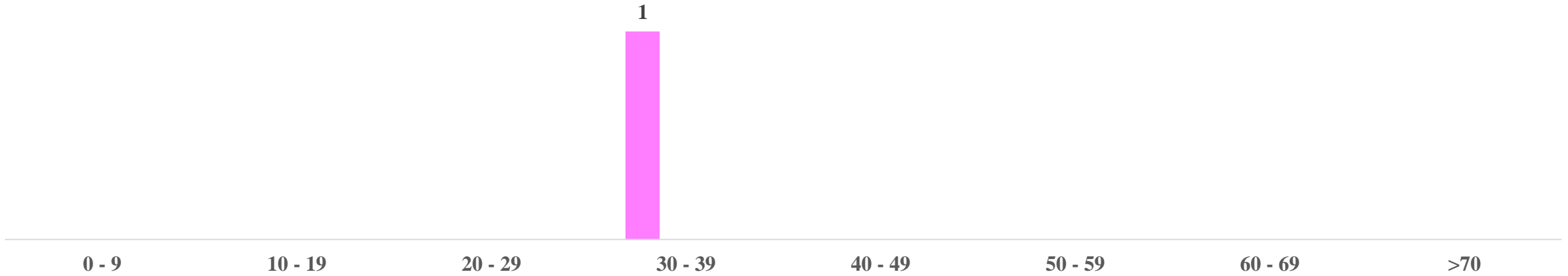


LAST 24 HOURS AGE GROUP AND GENDER WISE DISTRIBUTION




Positive Cases : 1

Female Male Transgender



Recovered Cases : 2



Death Cases : 0

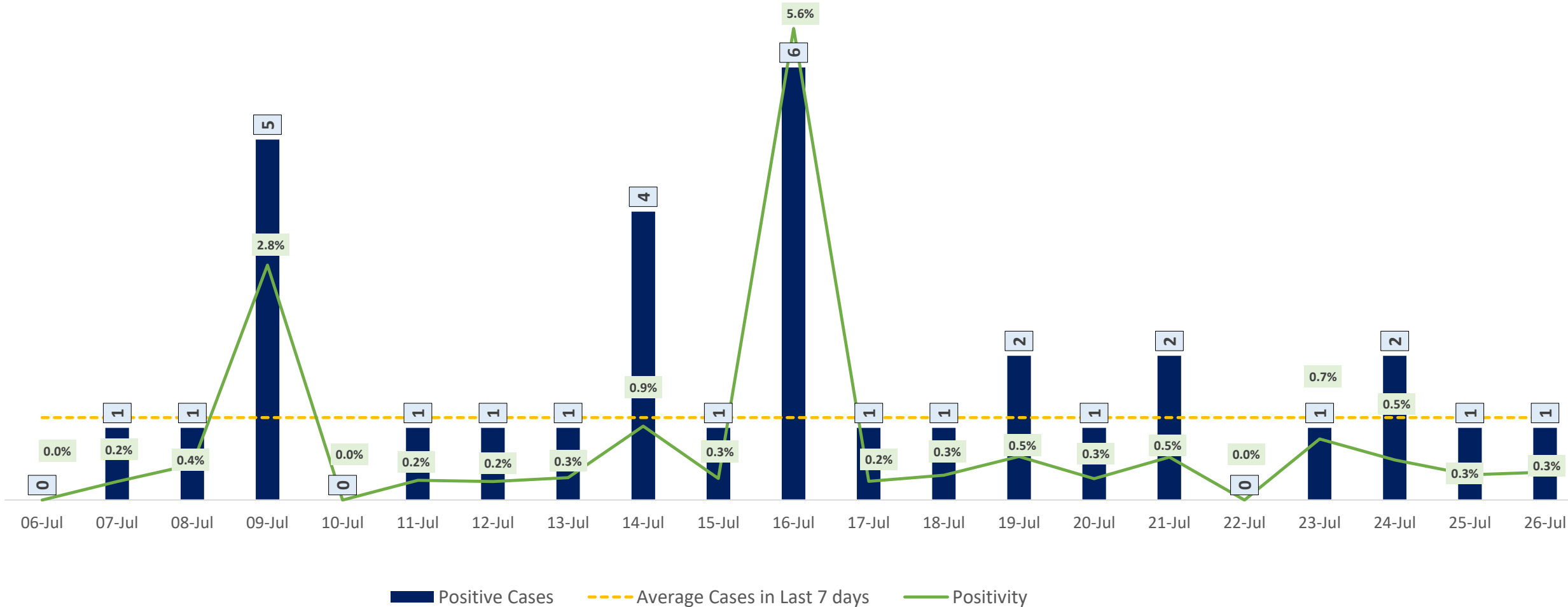




POSITIVITY RATE OF BENGALURU – LAST 21 DAYS



Average Cases in Last 7 days : 1

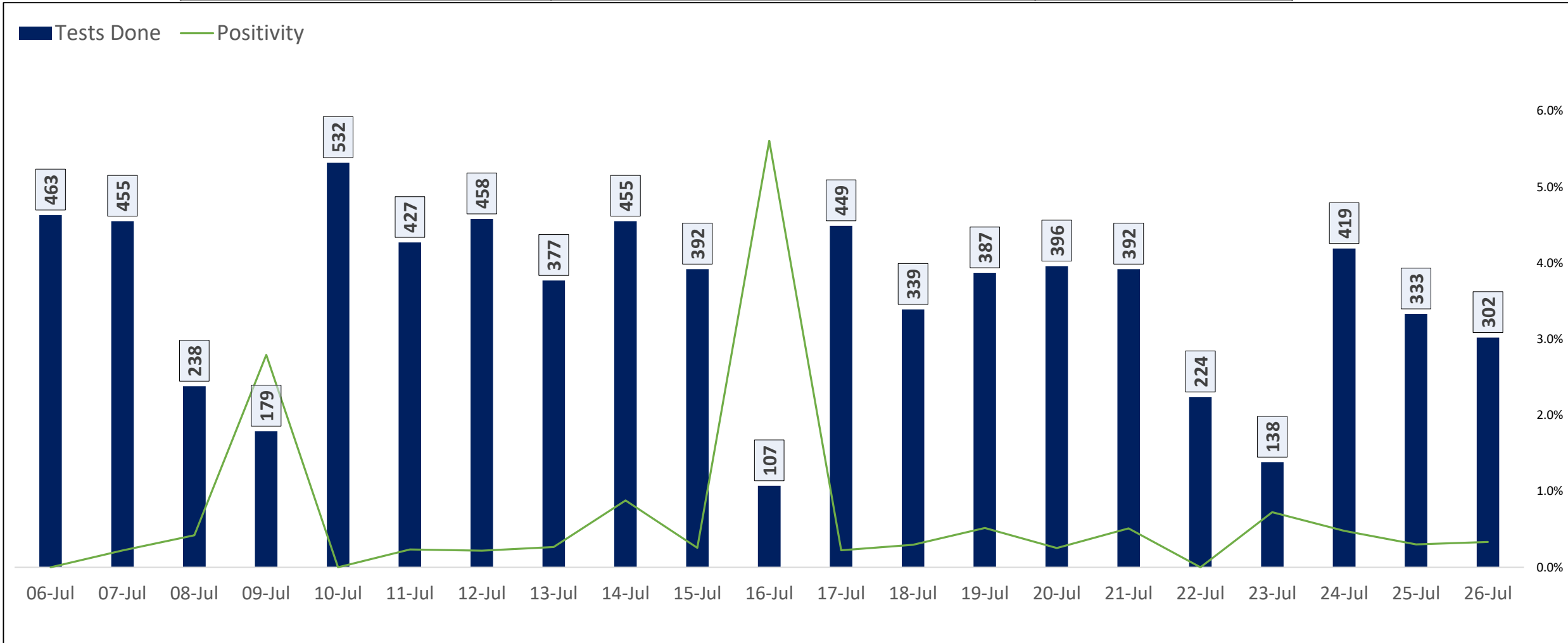




TESTING TRENDS IN BENGALURU



Total Test Conducted Till Date	Test Conducted Last 24 hours	Last 7 Days Average
3,24,57,356	302	315

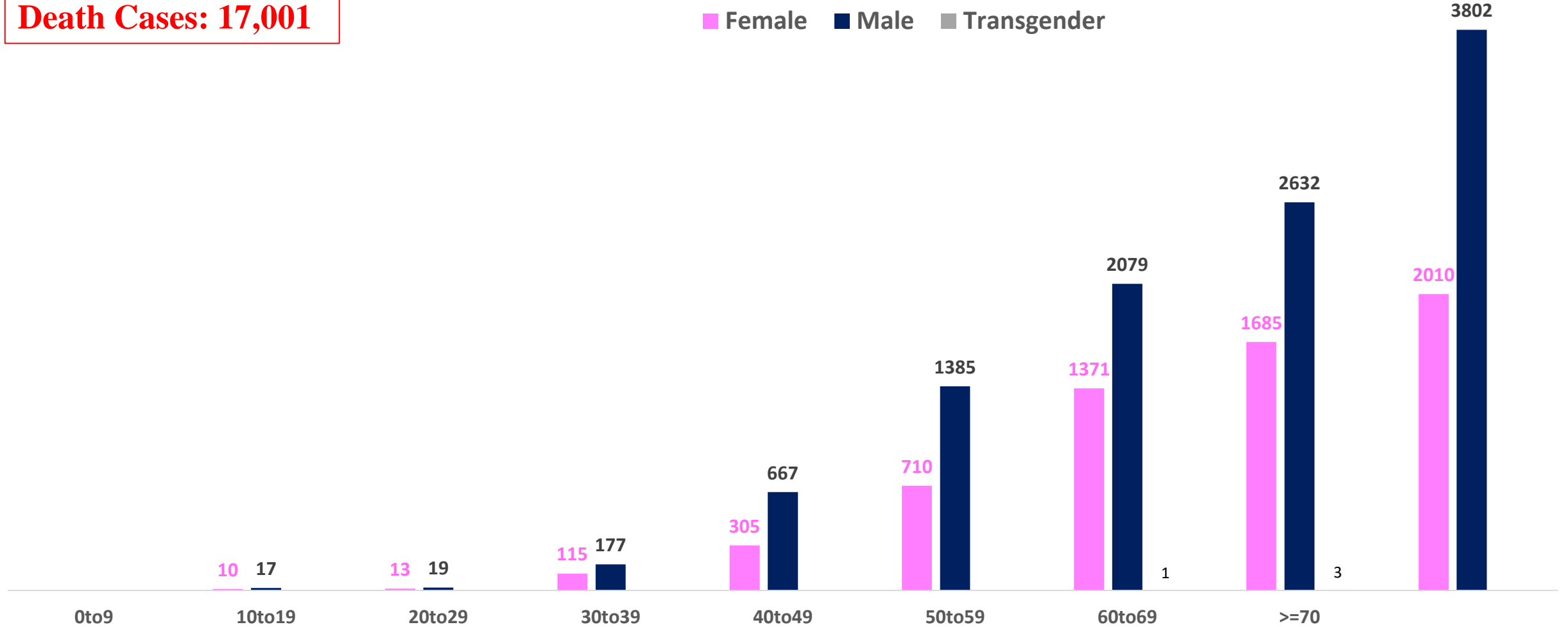




AGE AND GENDER WISE DISTRIBUTION OF DEATH CASES



Death Cases: 17,001





SNAPSHOT OF COVID-19 CASES IN BENGALURU URBAN



**Total Wards With
< = 1 Cases* :
190**

**Tests Conducted
on 26.07.2023:
302**

**Recovery
Rate*:
99.10%**

**Total
Active Cases :
5**

**Total Vaccinated
on 26.07.2023:
14**

**Positivity
Rate* :
0.36%**

**Active
Rate*:
0.00%**

**Case
Fatality Rate* :
0.00%**





*Total positive cases In the past 7 days

*CFR and positivity is for Past 7 days



ಬೃಹತ್ ಬೆಂಗಳೂರು ಮಹಾನಗರ ಪಾಲಿಕೆ
Bruhat Bengaluru Mahanagara Palike



Download BBMP Bulletin	https://apps.bbmpgov.in/covid19/mediabulletin.php
To register for vaccination :	https://selfregistration.cowin.gov.in/
BBMP COVID19 Dashboard:	https://apps.bbmpgov.in/covid19/
Follow us on:	 www.facebook.com/bbmp.comm1/
	 twitter.com/BBMPCOMM
	  BBMPSplHealth

Issued by:

Honorable Chief Commissioner, BBMP
Special Commissioner Health, BBMP
MD, Bengaluru Smart City Limited

THANK YOU !


ಬೃಹತ್ ಬೆಂಗಳೂರು ಮಹಾನಗರ ಪಾಲಿಕೆ
Bruhat Bengaluru Mahanagara Palike

MEASURES TO TAKE AT HOME

Dengue is a flu-like illness spread by the bite of an Aedes mosquito infected with dengue virus. Aedes mosquitoes can breed even in a small amount of stagnant water.

- Drain out and scrub clean flower pot plates, fountains once a week
- Turn over or cover objects that can collect water such as drums and bowls
- Cover water tanks with a tight lid
- Cover overflow pipes of water tanks, but allow water to flow out
- Drain out and scrub clean trays under refrigerator, air conditioners, water cooler
- Ensures bottles, Plastic containers, or any discarded material in which water can collect, are properly disposed of

**PROTECT
PREVENT
STOP
DENGUE**

 @BBMPSplHealth

